



Welcome to

**EAST VALLEY
ELEMENTARY**

Home of the Eagles

Accomplishments



- ★ 2018 KPREP Data:
 - Overall Proficiency 98.7%
 - Separate Academic Indicator 87.6%
- ★ National Blue Ribbon School Nomination
- ★ Student Attendance
 - 2015-2016 93.1%
 - 2016-2017 93.6%
 - 2017-2018 94.3%
 - 2018-2019 94.5%
- ★ 1,182 Volunteer Hours for 2018-2019

How Did We Get Here?

★ *High Expectations for EVERYONE!*

- Staff
- Students
- Parents

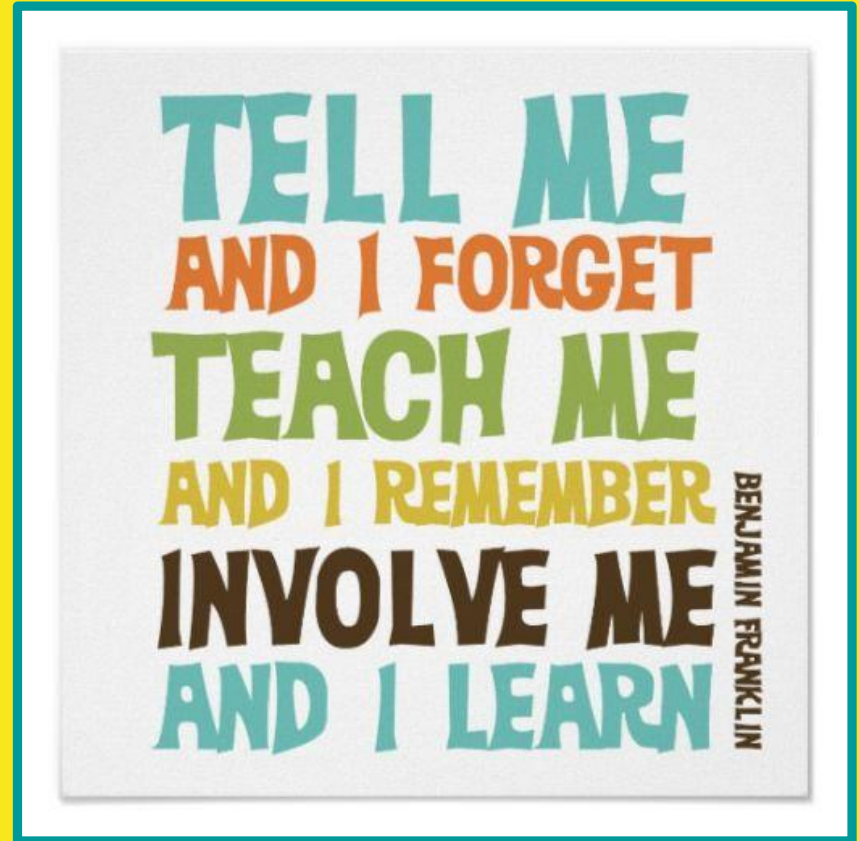
“High achievement
always takes place
in the framework
of high expectation.”

Charles Kettering

How Did We Get Here?

★ *Increased Student Engagement*

- Whole Brain Teaching
- Dr. Jean Cheers
- Goal Setting



How Did We Get Here?

★ *Higher Order Questioning*

- Larry Bell Power Words

<https://youtu.be/b48DWkZjdYo>

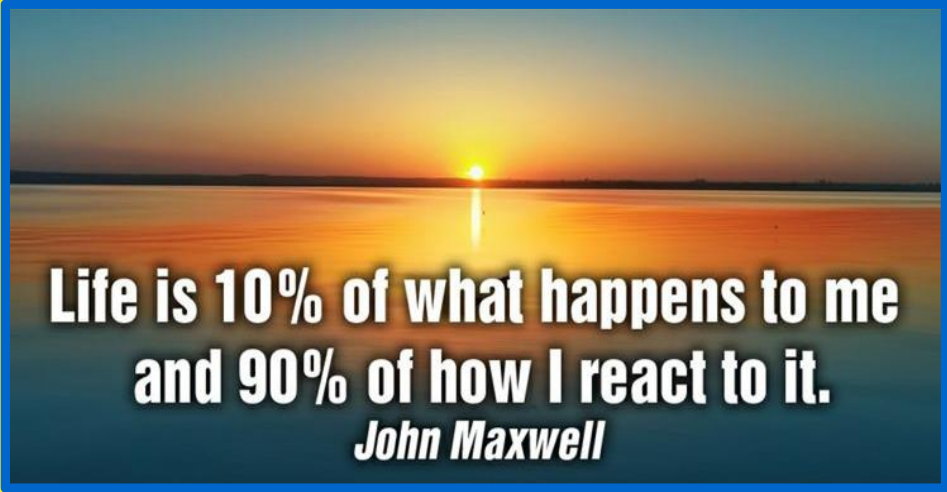
- Random Selection of Students
- Student-Led Lessons

POWER WORD	MEANING
Trace	List in steps
Analyze	Break apart
Infer	Read between the lines
Evaluate	Judge
Formulate	Create
Describe	Tell us about; Use details
Support	Back up with details
Explain	Tell how
Summarize	Give me the short version
Compare	All the ways they are alike
Contrast	All the ways they are different
Predict	What will happen next

How Did We Get Here?

★ *Data Analysis*

- Don't forget the basics:
Reading Fluency & Math
Computation Facts
- Meet Regularly with
Staff
- Data to Review:
Attendance, Behavior, &
Academics

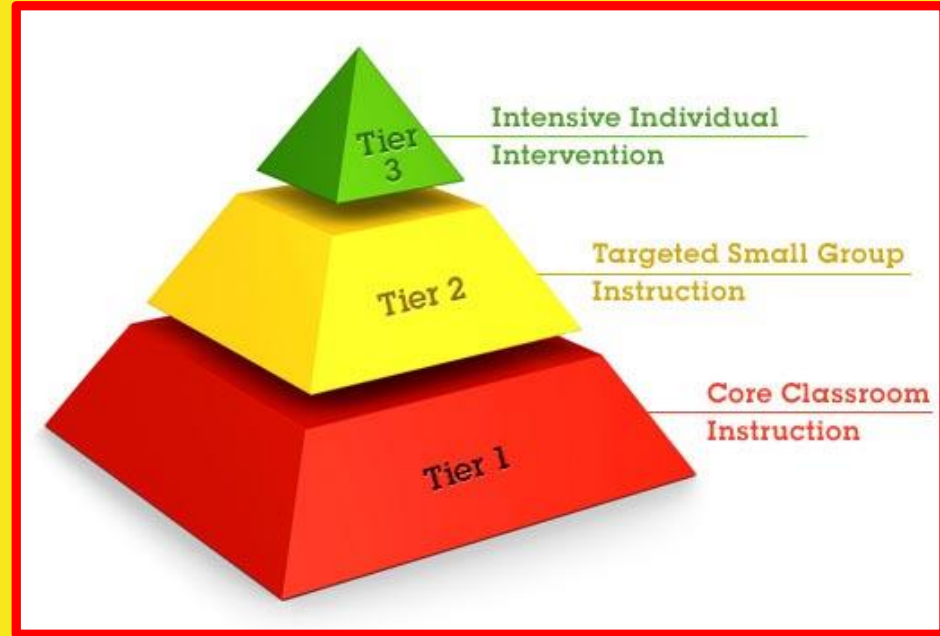
A rectangular image with a blue border. The background is a sunset over a body of water, with the sun low on the horizon and its reflection on the water. The sky is a mix of orange, yellow, and blue. Overlaid on the bottom half of the image is white text with a dark shadow.

**Life is 10% of what happens to me
and 90% of how I react to it.**
John Maxwell

How Did We Get Here?

★ *Response to Intervention*

- If a student is not meeting benchmark in any area- begin RTI!
- Have a team! Analyze the data!




How Did We Get Here?

- ★ *Positive Behavioral Interventions & Supports*
 - Behavior before Academics= Progress!
 - Have a PBIS plan in place!
 - Track Behavior Data & Monitor Progress



2019-2020 Goals:

- 1) Attendance- 96% Student Attendance
- 2) Academic- 90% Proficient and Distinguished in All Areas on KPREP
- 3) Behavior- Maintain less than 10 Office Referrals





Other Goals:

- ★ Continue implementing PBIS with fidelity
- ★ Continue implementing RTI with fidelity
- ★ Increase positive parent contacts
- ★ Continue monthly data analysis meetings with Multi-Tiered Systems of Support Team
- ★ Continue providing a safe learning environment

#teamwork



We are a box of crayons,
each one of us unique,
but when we come together,
the picture is complete!

